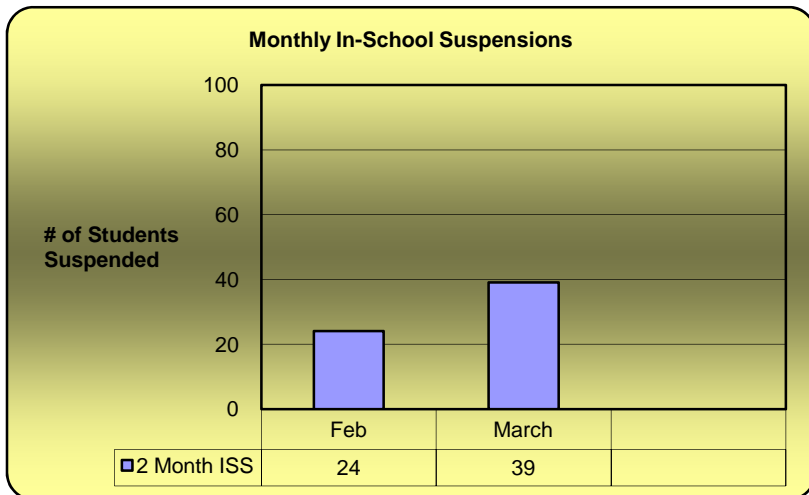


WFMS FOCUS

10-11 Dashboard Term 3



This Version's Spotlight
Data

Quarter 3 Grades

ThinkLink

William Floyd Middle School 2009-10 Goals and Objective

Goal 1: To insure effective implementation of new curricula initiatives at WFMS culminating in 85% of the student body reaching mastery levels in all assessments.

Objective: To supervise all new middle school initiatives to insure student success.

Goal 2: To improve student attendance at WFMS.

Objective: To motivate students to attend school on a daily basis.

Goal 3: To improve at risk students' achievement in ELA.

Objective # 1: To develop teachers PPK related to addressing ELA needs of students with diverse ability levels.

Objective # 2: To provide additional support for struggling readers/writers.

Goal 4: To build a program of supportive initiatives.

Objective # 1: To provide additional resources to support student learning in ELA/Math.

Objective # 2: To assist teachers in strengthening collegial relationships and cross grade communication/sharing of professional knowledge.

Goal 5: To improve students' achievement in Mathematics.

Objective #1: To increase teacher's personal professional knowledge in relation to providing student-centered instruction in mathematics.

Objective #2: To develop student interest in Mathematics/ELA concepts and enhance knowledge of these concepts as skills for daily life relevancy.

Goal 6: To develop ways to involve parents in their child's education at WFMS.

Objective # 1: To plan activities that teach parents strategies to assist their child in achieving academic success at WFMS.

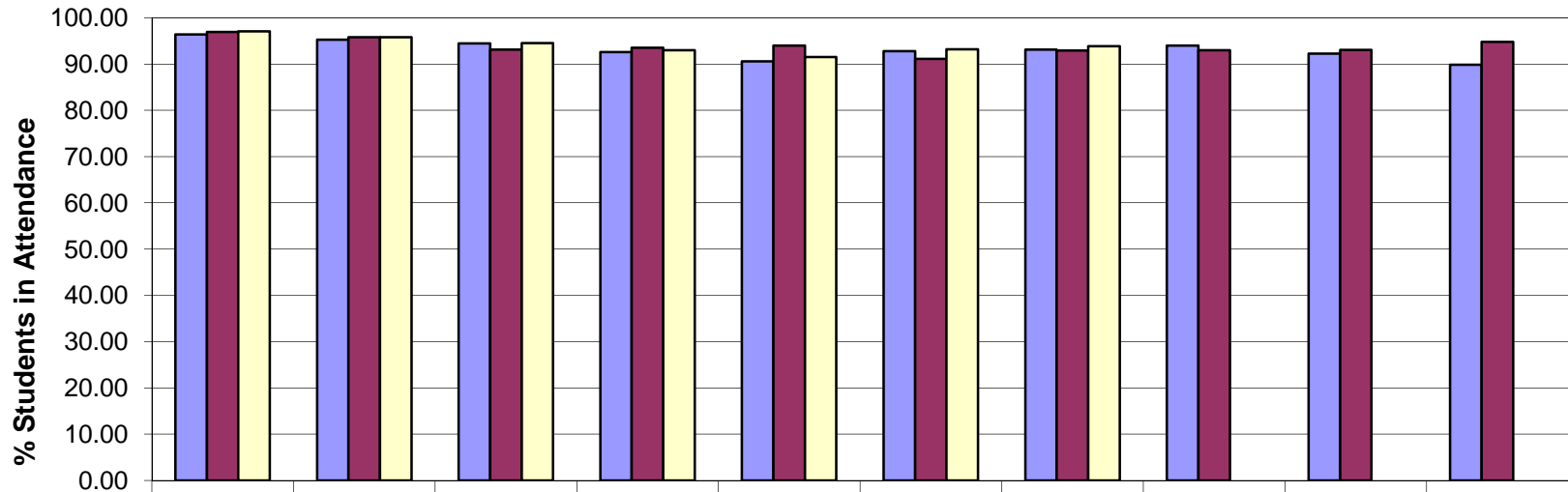
Objective # 2: To increase communication between home/school.

Objective #3: To increase awareness/tolerance of multicultural diversity.

William Floyd Middle School
Year to Date
Average Attendance



Average Daily Attendance by Month



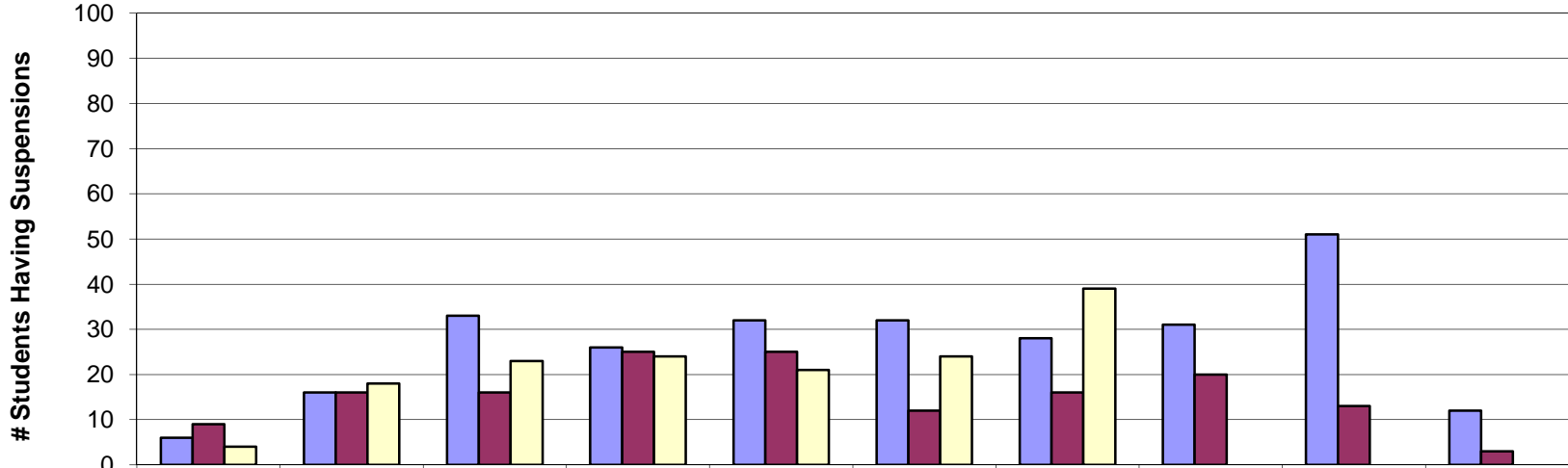
	September	October	November	December	January	February	March	April	May	June
EndYear_2009	96.39	95.23	94.43	92.60	90.59	92.79	93.10	93.98	92.24	89.85
EndYear_2010	96.90	95.77	93.10	93.50	93.98	91.07	92.89	92.95	93.01	94.79
EndYear_2011	97.03	95.79	94.51	92.94	91.53	93.18	93.84			

Months

William Floyd Middle School
Year to Date
In-School Suspensions



Monthly In-School Suspensions



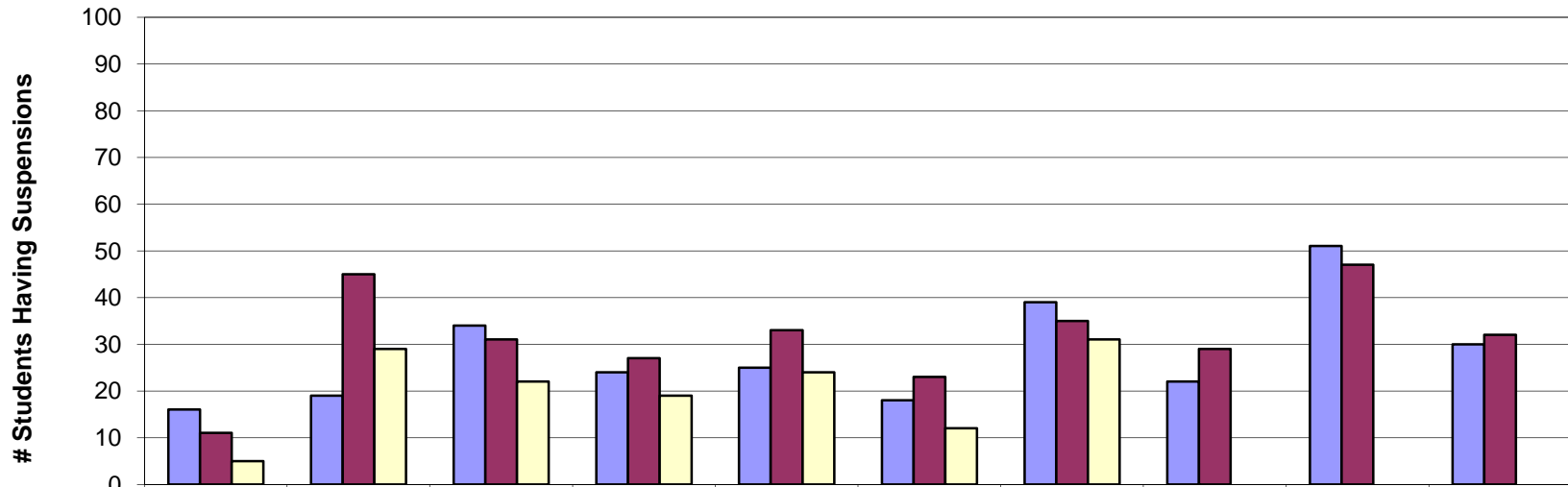
	September	October	November	December	January	February	March	April	May	June
■ EndYear_2009	6	16	33	26	32	32	28	31	51	12
■ EndYear_2010	9	16	16	25	25	12	16	20	13	3
■ EndYear_2011	4	18	23	24	21	24	39			

Months

William Floyd Middle School
Year to Date
Out-of School Suspensions



Monthly Out-of-School Suspensions



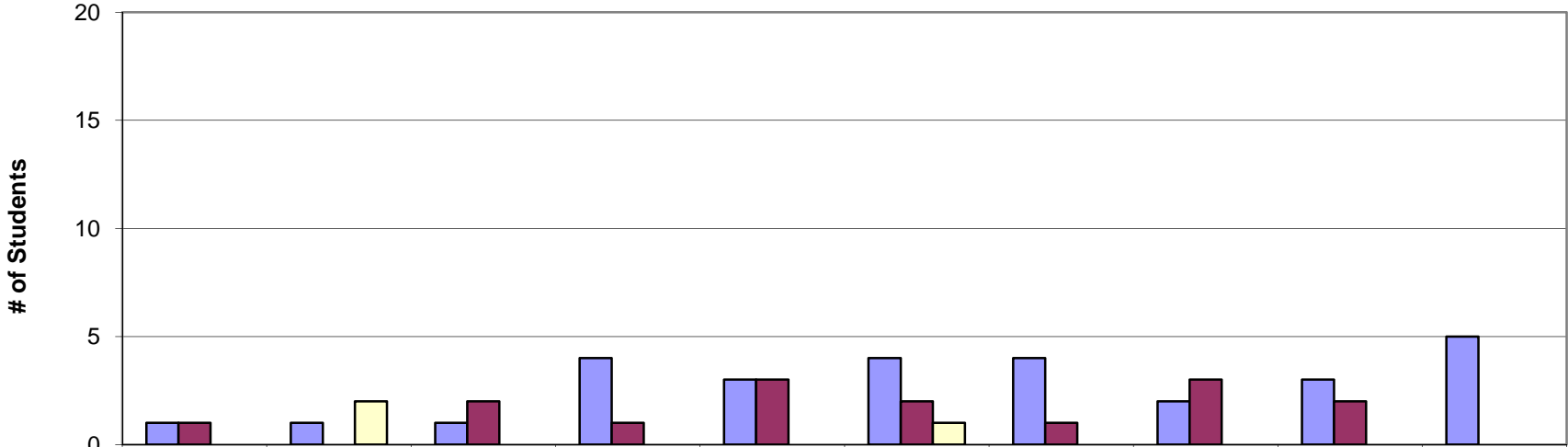
	September	October	November	December	January	February	March	April	May	June
■ EndYear_2009	16	19	34	24	25	18	39	22	51	30
■ EndYear_2010	11	45	31	27	33	23	35	29	47	32
□ EndYear_2011	5	29	22	19	24	12	31			

Months

**William Floyd Middle School
Year to Date
Superintendent's Hearings**



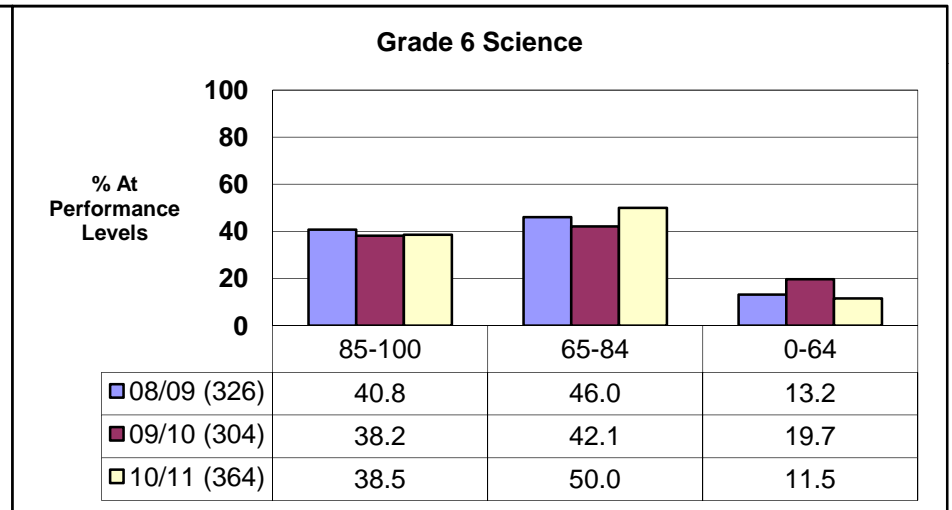
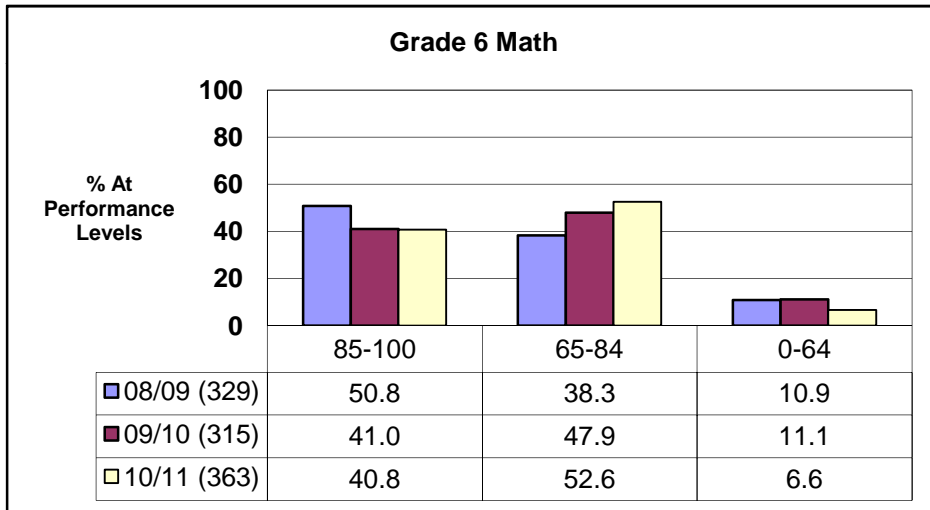
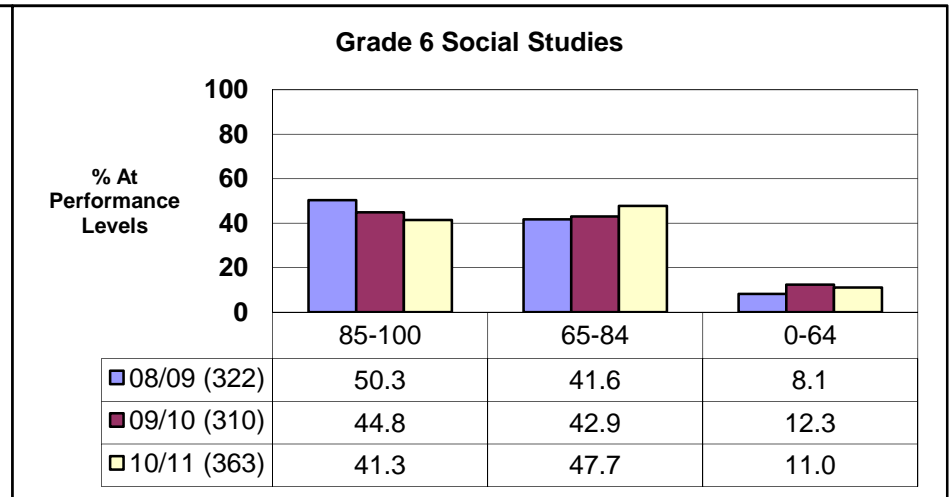
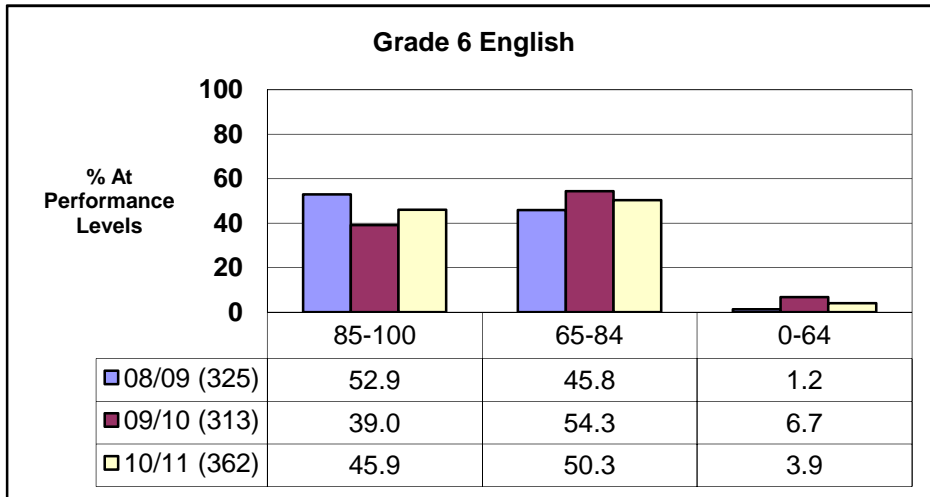
Superintendent's Hearings



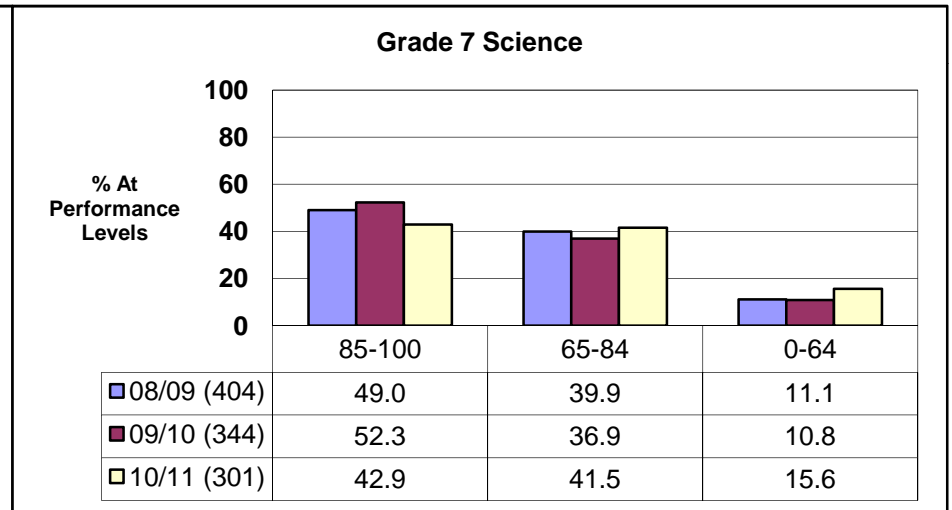
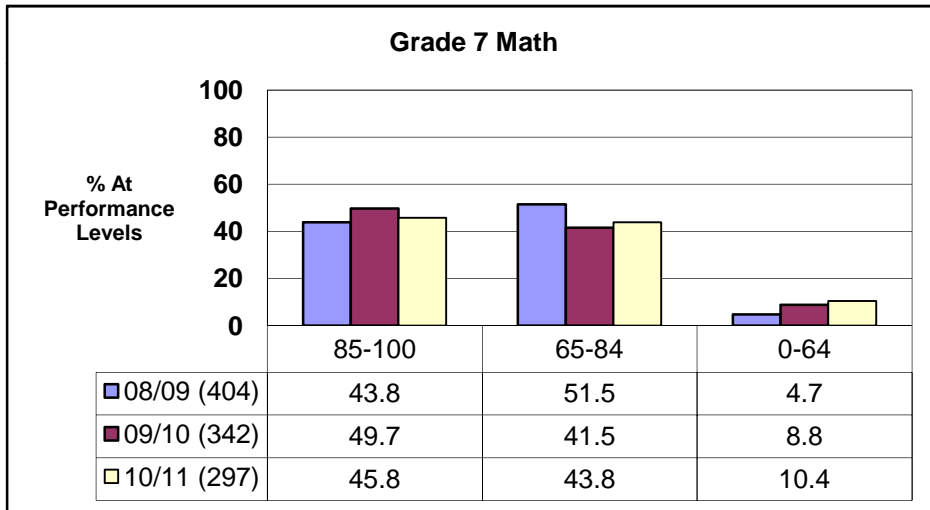
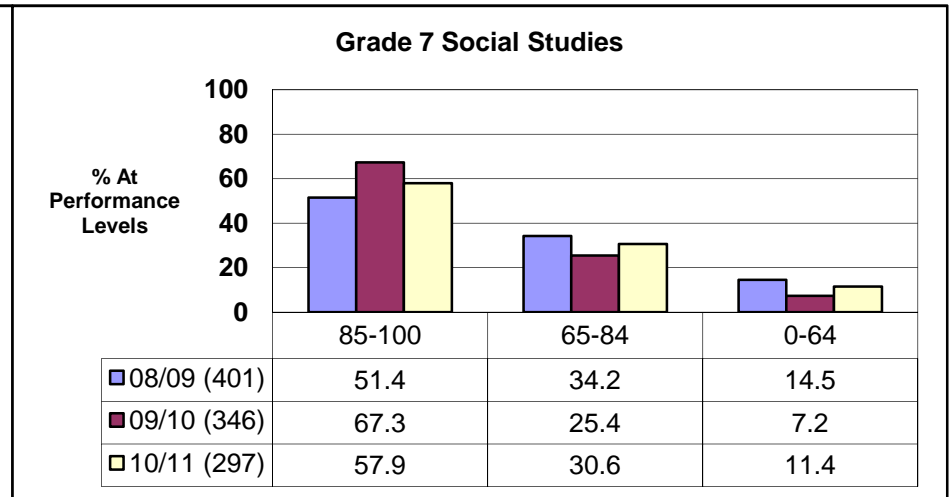
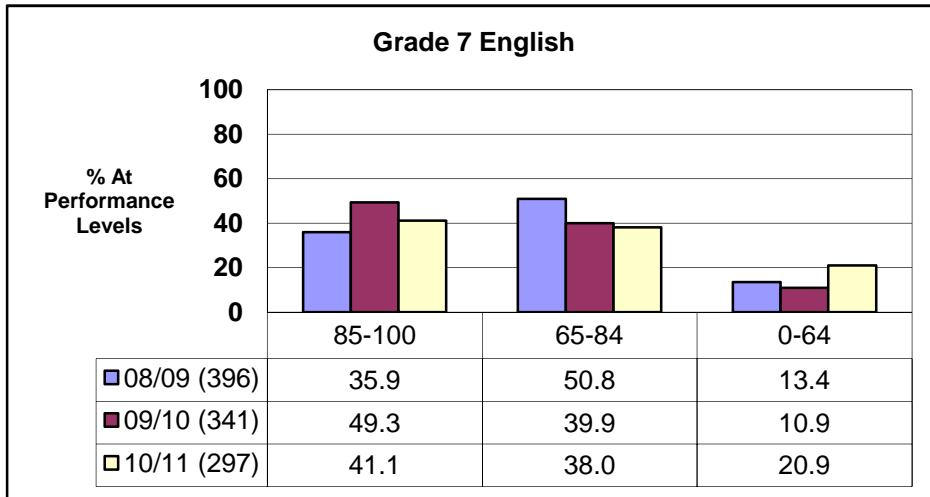
	September	October	November	December	January	February	March	April	May	June
EndYear_2009	1	1	1	4	3	4	4	2	3	5
EndYear_2010	1	0	2	1	3	2	1	3	2	0
EndYear_2011	0	2	0	0	0	1	0			

Months

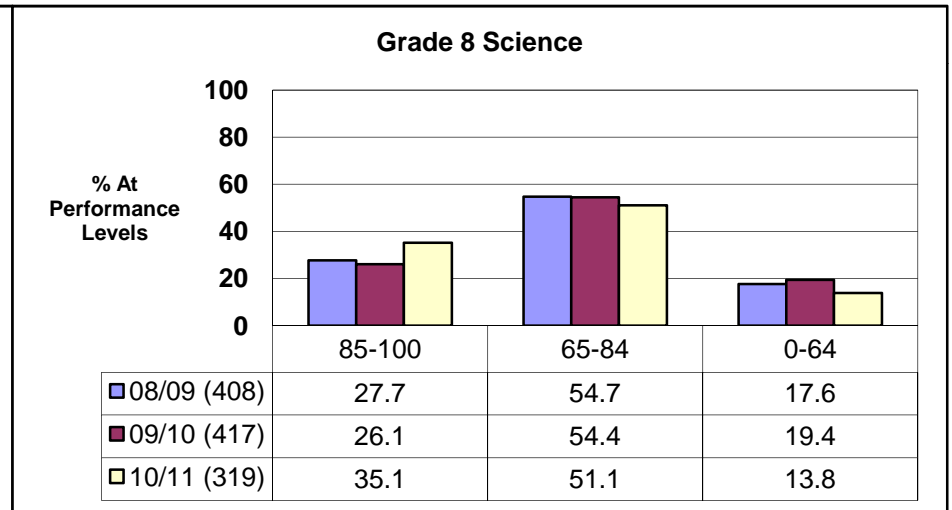
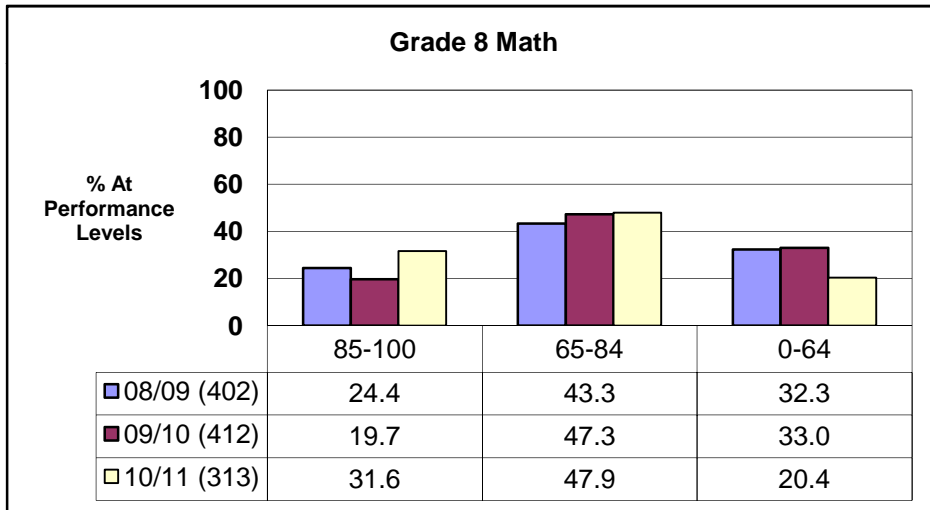
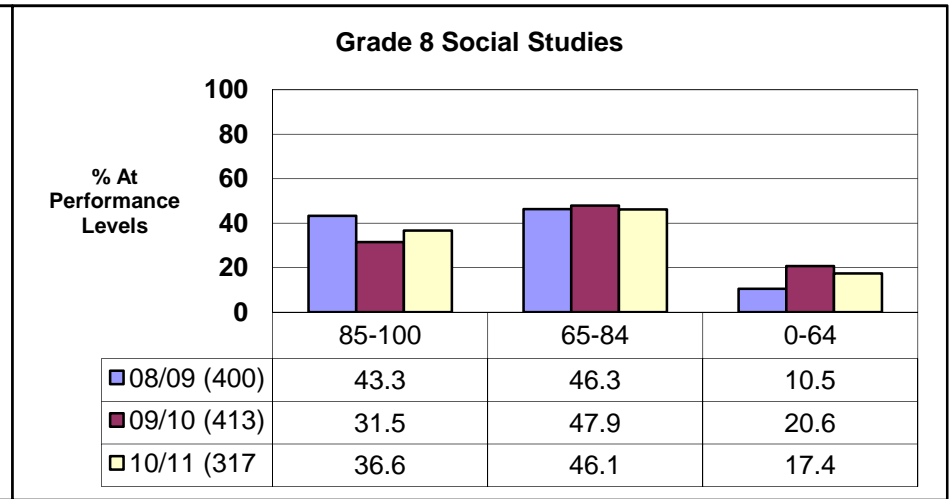
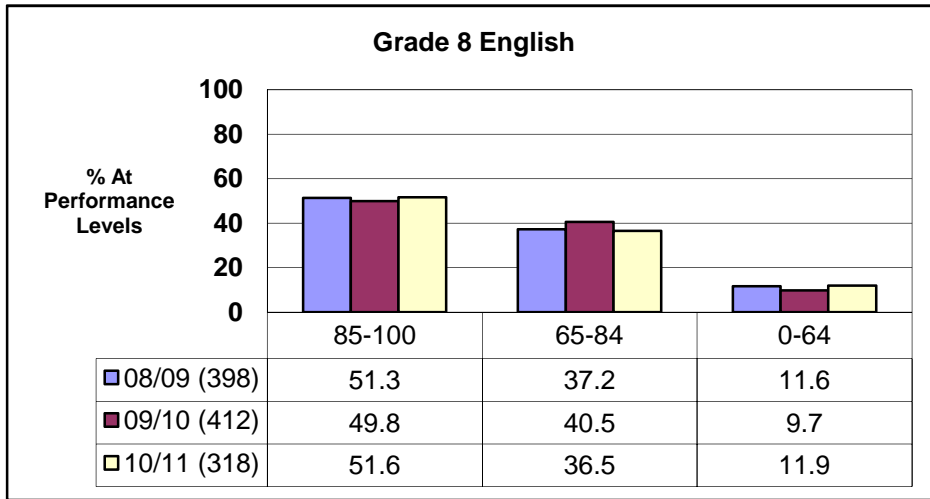
**William Floyd Middle School
Gr 6 Quarter 3
3-Year Comparison**



**William Floyd Middle School
Gr 7 Quarter 3
3-Year Comparison**



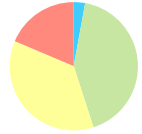
**William Floyd Middle School
Gr 8 Quarter 3
3-Year Comparison**





William Floyd Middle School
Reading/Language Arts

	% Correct	Level 4		Level 3		Level 2		Level 1		Totals	
		#	%	#	%	#	%	#	%	#	%
Test 2 Results NY Reading Grade 6 (ABC)											
Grade 6	59.2	7	1.9	206	55.4	120	32.3	39	10.5	372	100
Test 3 Results NY Reading Grade 6 (ABC)											
Grade 6	58.3	10	2.8	152	42.2	131	36.4	67	18.6	360	100
Test 2 Results NY Reading Grade 7 (ABC)											
Grade 7	58.9	11	3.6	124	41.1	117	38.7	50	16.6	302	100
Test 3 Results NY Reading Grade 7 (ABC)											
Grade 7	61.7	24	9.9	89	36.6	84	34.6	46	18.9	243	100
Test 2 Results NY Reading Grade 8 (ABC)											
Grade 8	60.0	6	2.0	144	47.1	108	35.3	48	15.7	306	100
Test 3 Results NY Reading Grade 8 (ABC)											
Grade 8	51.9	12	6.0	84	42.2	62	31.2	41	20.6	199	100





**William Floyd Middle School
Mathematics**

	% Correct	Level 4		Level 3		Level 2		Level 1		Totals	
		#	%	#	%	#	%	#	%	#	%
Test 2 Results NY Math Grade 6 (ABC) Grade 6	50.6	61	16.8	114	31.4	163	44.9	25	6.9	363	100
Test 3 Results NY Math Grade 6 (ABC) Grade 6	55.8	73	21.0	131	37.6	129	37.1	15	4.3	348	100
Test 2 Results NY Math Grade 7 (ABC) Grade 7	53.6	63	20.7	96	31.5	113	37.0	33	10.8	305	100
Test 3 Results NY Math Grade 7 (ABC) Grade 7	52.9	45	21.0	68	31.8	83	38.8	18	8.4	214	100
Test 2 Results NY Math Grade 8 (ABC) Grade 8	49.3	52	16.9	92	29.9	137	44.5	27	8.8	308	100
Test 3 Results NY Math Grade 8 (ABC) Grade 8	39.2	37	12.4	66	22.1	112	37.6	83	27.9	298	100

