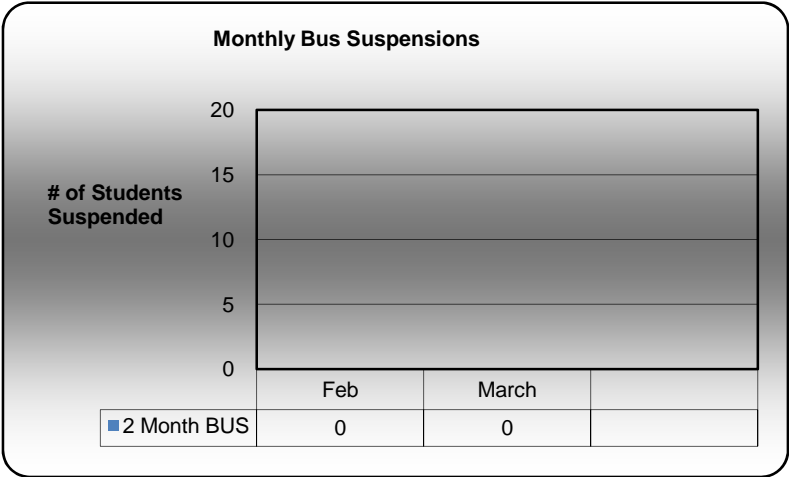


Moriches FOCUS

10-11 Dashboard
Term 3



This Version's Spotlight
Data

MORICHES ELEMENTARY SCHOOL

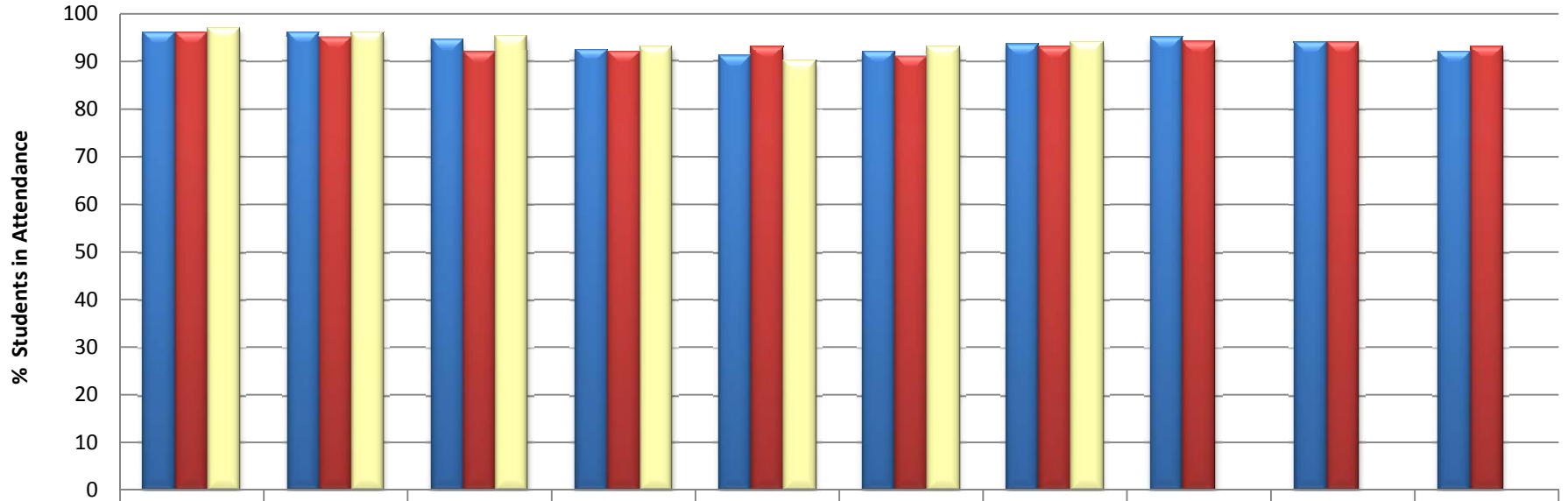
OBJECTIVES for 2009-2010

- Annual progress for all students; differentiation and remediation to allow catch-up, value added growth for those behind
- Proportional increases in direct instruction provided for struggling students by the classroom teacher and with the assistance of support personnel
- Focus on improving literacy and math skills at the primary level
- More closely align instruction to the NYS Standards
- Maintain 95% school-wide attendance
- Provide direct instruction in the testing genre
- Coordinate efforts of teachers, administrators, and support staff
- Create a supportive, collegial environment for new staff members
- Develop students' basic civic values and respect for the rights of others
- Develop students' interpersonal and leadership skills

Moriches Elementary School
Year to Date
Monthly Average Daily Attendance



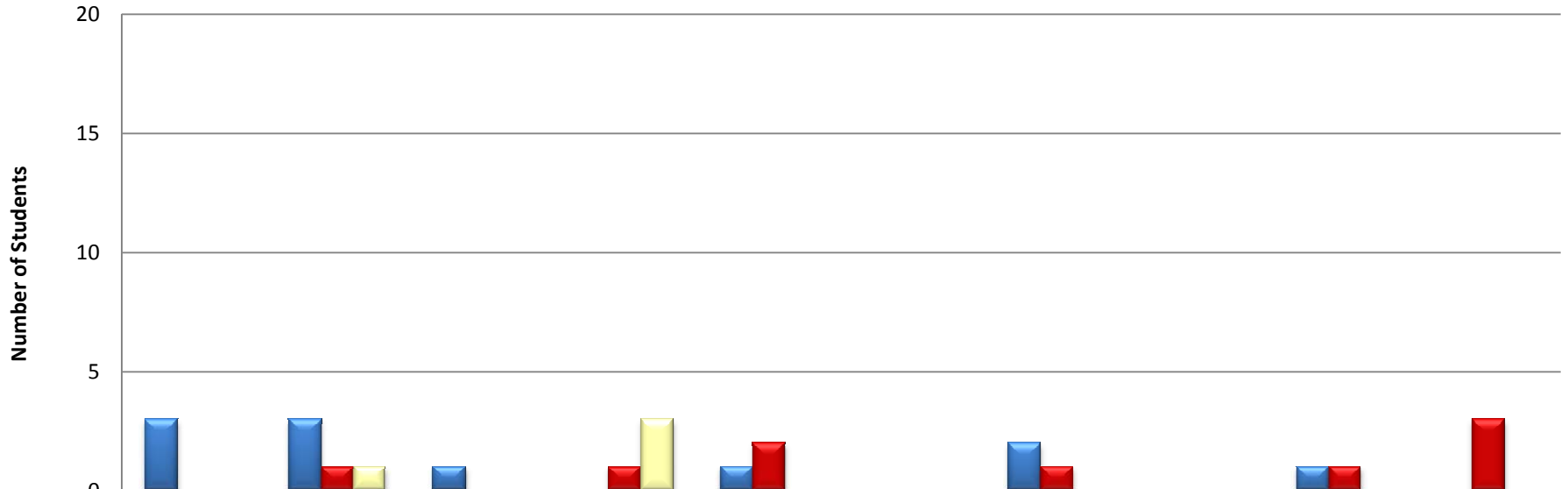
Average Daily Attendance by Month



	September	October	November	December	January	February	March	April	May	June
EndYear_2009	96	96	94	92	91	92	94	95	94	92
EndYear_2010	96	95	92	92	93	91	93	94	94	93
EndYear_2011	97	96	95	93	90	93	94			



Monthly Bus Suspensions

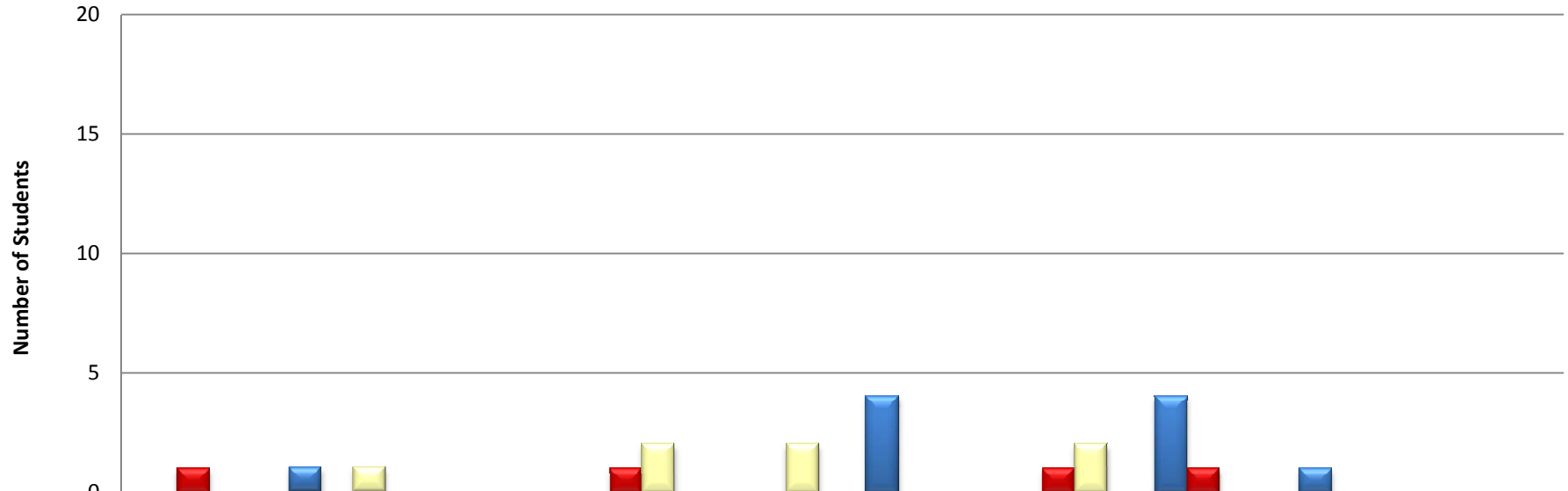


	September	October	November	December	January	February	March	April	May	June
EndYear_2009	3	3	1	0	1	0	2	0	1	0
EndYear_2010	0	1	0	1	2	0	1	0	1	3
EndYear_2011	0	1	0	3	0	0	0			

Moriches Elementary School
Year to Date
Monthly Out of School Suspensions



Monthly Out of School Suspensions



	September	October	November	December	January	February	March	April	May	June
■ EndYear_2009	0	1	0	0	0	4	0	4	1	0
■ EndYear_2010	1	0	0	1	0	0	1	1	0	0
■ EndYear_2011	0	1	0	2	2	0	2			